

GEAR UP Southern West Virginia

2023-24 Service Summary Overview



GEAR UP Service Hours:

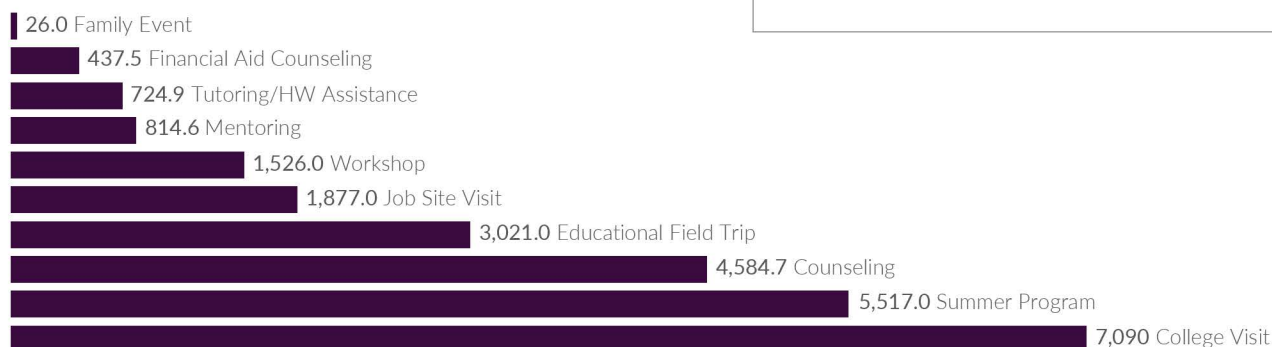
The chart below shows the service hours delivered by GEAR UP broken out by service category. Calculations include total hours, percentage of GEAR UP participation, students served, and average hours per student. This information can be used for future planning and to understand what services are provided to students, educators, and families.

Hours of GEAR UP services provided to students and families in 2023-24:

Family Services




Student Services



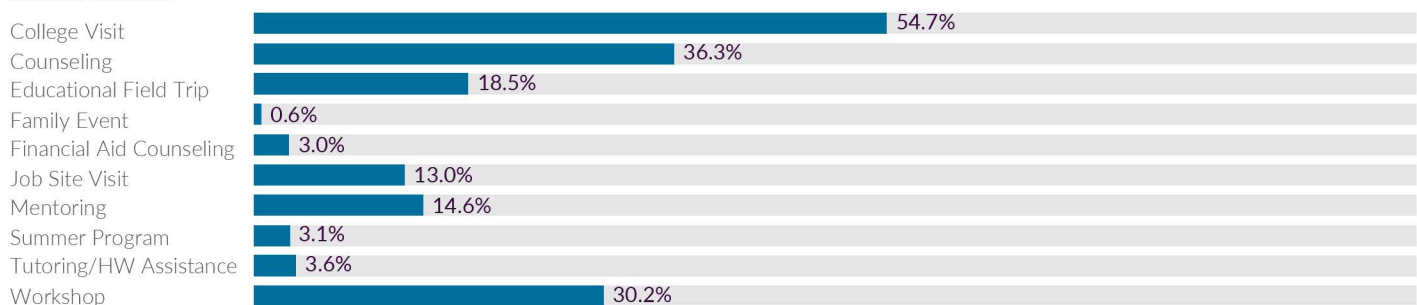
Total Students Served by GEAR UP in 23-24:	2,975
Percentage of Students Served:	77.4%
Total Service Hours:	26,815
Average Hours Per Student Served:	9.0

Percent of students and families who were served and received specific service:

Family Services



Student Services



Student responses about their own education expectations.

When I think about college...



Percent of students who reported their teachers education expectations for them was high school or less.

What level of education do you think your teachers expect you to obtain?



Percent of students who have talked to someone about opportunities after high school.

Has anyone talked to you about opportunities after high school?



Performance Objectives:

1. The % of GEAR UP students promoted on time to successive grade levels will be maintained

2. The average daily attendance rate will increase to 95%.



ARQ Resilience Score:

1 2 3.4 4 5

College-Going Culture:

1 2.3 3 4